

Post Secondary Information

A presentation for Grade 12 students
and their Parents / Guardians



- For several students, Grade 12 involves the transition towards post-secondary schooling.
- Considerations such as University, College, Technical school, location (within BC, Canada, International)
- Numerous, and sometimes overwhelming, possibilities.
- Parents/Guardians are strongly encouraged to play an active role in supporting their child in this process
- The goal of the presentation is to provide you with information that will facilitate a smooth transition for your child.



Content



1

Getting Started



2

Who Can Help



3

Key Resources



4

Application
Process



5

Next Steps

Getting Started



- Let's address the important factor of where each of you may be in your post secondary journey.
- Each of us is on a different path - and the path may not be linear.
- There are many questions students typically ask, and they are not always easy to answer.



What do I want to do?

What interests me?

Where should I go to school?

*What do I do if my first
choice isn't available?*

Where do I apply?



*What if I don't know what I want
to study?*

*How do I apply
outside of BC?*

*How do I send in my
transcripts?*

*What if I don't know
what I want to study?*

Getting Started



- Questions like these that have potentially many different answers
- Answers require research and investigation.
- Fortunately most of these answers can be found by using one convenient website to investigate.



Keep in Mind




Post-secondary options are now so numerous and varied, that while we can provide general guidance, we strongly encourage you to **research with your child.**

Consider all options of interest and seek out up-to-date information from the post-secondary institutions directly.



Who else can I ask for help?




Ms. Alkalay
(A-Ha, Z)

aalkalay@sd38.bc.ca



Ms. Murray
(He-Mc,X-Y)

cmurray@sd38.bc.ca




Ms. Zaine
(Me-W)

kzaine@sd38.bc.ca

Your school counselling team can provide guidance and support!

McRoberts Post Secondary & Career Advisor



Ms. Tang
(All Grade 12's)
etang@sd38.bc.ca

Connect with Ms. Tang for all career and post-secondary planning, as well as applications and all other enquiries.

When: Monday, Wednesday & alternate Fridays

Time: 8:00am -3:00pm

Where: Room 103 (by the Snack Shack)

How: Students are welcome to *drop-in* or *make an appointment via email*. *Please include McRoberts as your school for an appointment*.

Key Resources: Career Centre

- **McRoberts Career Centre** is an information hub for students who want to research and discover more about a wide range of post-secondary options, scholarship information, and career opportunities.
- Students can book a **30-minute** appointment; the **schedule is posted on the door.**



Key Resources: Post Secondary / Career Information Website

This site is

IMPORTANT

1. Go to the
McRoberts Website

www.mcroberts.sd38.bc.ca



2. Select
Student tab

3. Click on Career
Centre Information

<https://mcroberts.sd38.bc.ca/students/career-centre-information>



École Secondaire Hugh McRoberts Secondary School

Learning Together... Achieving Our Dreams

[Home](#) [News](#) [Information](#) [Our School Story](#) [Parents](#) [Students](#) [School Calendar](#) [Library](#) [Extra-Curricular](#)

Search

Upcoming Events

[Labour Day](#)

Sep 2 2024

[First Day HR & Assemblies](#)

Sep 3 2024

[ABCD](#)

Sep 4 2024

[FIRST DAY OF CLASSES](#)

Sep 4 2024

[ABCD](#)

Latest News

September

Attached please
as we prepare f
We look forward
[Read more](#)

New Student Devices Po

In alignment with
mandate, the R
District Code of
[Read more](#)

[Counselling Centre](#)

[Career Centre Information](#)

[Program Planning](#)

[Grad 2025](#)

[Provincial Graduation Assessments](#)

[MyEd Student Portal: Request Assistance](#)

[Core Competencies](#)

[Volunteer Hours & Career Education](#)

[Student Login](#)

[Updating Student Contact Information](#)

[Reference Letters](#)

[Student Transcript Service](#)

[Online Learning with Richmond Virtual School \(RV](#)

MUROBERTS
NEWSLETTER

★ All Grade 12s MUST
refer to this website
regularly for all post-
secondary needs.

Key Resources: Post Secondary/Career Info. Website

Career Centre Calendar

Here you will find information on sessions, scholarships and upcoming events. It is important to check this *daily* for updated post-secondary information.

Career News Centre

SIX (6) Key Areas:

- Non-Nomination Scholarships
- Nomination Scholarships
- Career Planning
- District Program Information
- McRoberts Special Upcoming Events
- Post-secondary Application



Calendar



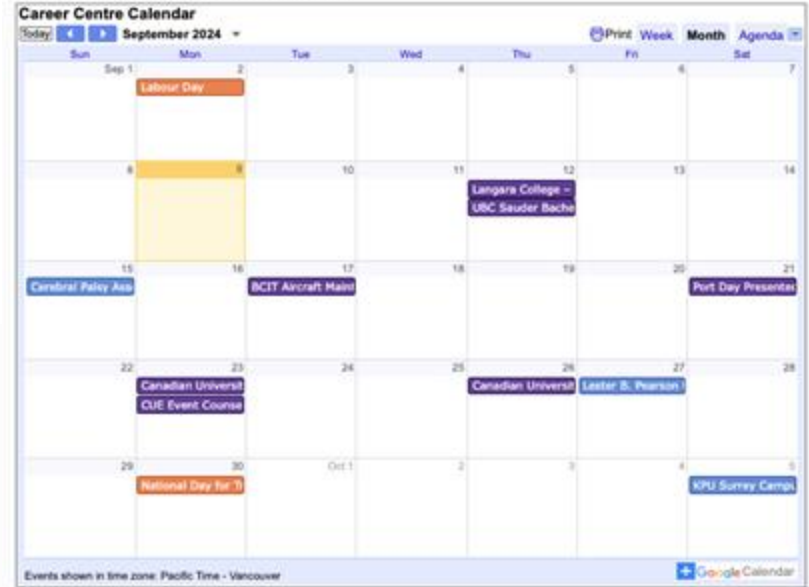
Keep an eye out for
information here

★ SCHOLARSHIP DEADLINES

★ EVENTS

★ IMPORTANT DATES

Career Centre Calendar



Career Centre News

6 Key Areas

1 Non-Nomination Scholarship

Posted: May 30 2024

2 Nomination Scholarship

Posted: May 29 2024

3 Career Planning

Posted: May 29 2024

4 Post-Secondary Application

Posted: May 23 2024

5 District Programs Information

Posted: May 9 2024

6 McRoberts Special

Posted: May 9 2024



Career Centre Calendar

Today < > September 2025 ! 📅 🖨️ Month ▾

SUN 31 Haywood Hunt & Labour

SAT 6 City of Richmond

7

13

14 BluEarth Cerebra 3 more

20

21 27 Open H

28 4

Mining Industry Girls Impact the National Day for The University of Canada's Largest

Applying to UBC Engineering (Virtual Session)
Wednesday, October 1

OCT 1/25 Applying to UBC Engineering (Virtual Session)
from 5:00 – 6:00 PM

To register, visit: <https://account.you.ubc.ca/s/event-details?eventId=a0IJQ000004hYAbYAM>

🔗 More details + 📅 Copy to my calendar

Career Centre Calendar
Events shown in time zone: (GMT-07:00) Pacific Time - Vancouver
[Add to Google Calendar](#)

Google Calendar

Click to open
information



Application Process

1. My Blueprint

5. Other Canadian University Applications

2. EducationplannerBC

6. USA Applications

3. BC Post Secondary Applications

7. Transcripts

4. Ontario Applications

8. Scholarships

1. myBlueprint

- Gr. 12 students can sometimes feel overwhelmed by choice when beginning post-secondary planning. However, often they already know more than they think, as through their Career Life Education (CLE) course they have already begun the process.
- In CLE students have already learned how to use [myBlueprint](#) to explore the learning styles, personality, interests, knowledge and motivations. Through using MyBlueprint, students can begin to research colleges and university programs, as well as find the prerequisite courses required to apply.



2.EducationplannerBC

- [**EducationalplannerBC**](#) is also a powerful tool that allows students to research and apply to programs while also finding out information about how to plan finances, study and work during their post-secondary life.
- EducationalplannerBC can be used to apply for most Post-secondary programs in British Columbia, so it's a good idea to bookmark it and familiarize yourselves with it asap.



Plan

Search

Path

Apply



EducationPlannerBC

Go to My List ★

Welcome to EducationPlannerBC.
Your journey starts here.



Plan

Search

Find Your Path

Apply

3. Application Process in BC

- [EducationplannerBC](#) is also a powerful tool that allows students to research and apply to programs while also finding out information about how to plan finances, study and work during their post-secondary life.
- EducationplannerBC can be used to apply for most Post-secondary programs in British Columbia, so it's a good idea to bookmark it and familiarize yourselves with it asap.



3. Application Process in BC

Step 1

- Go to the website of each institution and program that you are applying to.
- Check the most up to date information on admission requirements not only for the institution but ALSO for the program of study.
(i.e. General Requirements vs Program Requirements)

Step 2

- Be prepared to complete your application for post-secondary in B.C., through the [educationplannerBC](https://www.educationplannerBC.ca) website In order to do this, you will need:

- i. Provincial Education Number (PEN#)(9-digits)
- ii. to report any completed Gr. 11/12 final grades (from your report card).
- iii. Credit or debit card to pay application fees (save the application confirmation number and the fee confirmation).

3. Application Process in BC

Step III To-Do Checklist

- Pay the application fee online with a credit/debit card.
- Submit your application and save the page with your application ID number so that you can track the progress of your application and make inquiries.
- By letter or e-mail, you will receive your **permanent university or college ID number** that is used to access your status, pay tuition and choose courses. *Don't lose this number!*
- **Note:** Your application will not be fully processed without your *PEN or payment.*

4. Ontario Applications

The application to the Ontario Post-Secondary Institutes is available

WWW.OUAC.ON.CA - (It is the I05 form)

At this time, the OUAC application fee is \$156 for 3 institutional choices, and \$50 for each thereafter. Generally, you can only apply to a **maximum of 3 programs at each university** (although some universities may have further limits). There may be other fees required by the individual universities during the application stage.

Therefore, do your research and know where you want to go.

International students – who are neither a permanent resident or Canadian citizen pay a further fee of \$10.

Note: early admission deadlines vary by institution.

Note: Attend the Canadian Universities Event & meet many Canadian University Representatives.

Note: Check the career centre website for updates and more details.



5. Other Canadian Universities

- In Alberta go to applyalberta.ca
- In Nova Scotia go to studynovascotia.ca
- **Anywhere else in Canada**, information on how to apply will be on the university or college's website.



Canadian Universities Night

Canadian Universities Night

(BC & other Canadian Universities)

Register online for updates on information sessions:

<https://cuebc.org/for-students/>

- **Monday, September 29th - Delta Hotel, Burnaby
6:00PM to 8:00PM**
- **Thursday, October 2nd - Sheraton Guildford, Surrey
6:00PM to 8:00PM**



Global Universities Night

What To Expect



Study in Canada, US, UK and Europe

Hear from our guest speakers on how to maximize your applications to Canadian, US, UK and European universities!



Undergraduate Programs and Career Pathways

Learn how to choose from various undergraduate programs leading to careers in healthcare, business, engineering, law and more!



NCAA Sports

Join us to learn about NCAA sports and pick up materials sent to you from the NCAA!



How to Write a Winning Essay

Learn how to write a compelling essay to increase your chances of admission!



The Decision Making Process

Learn how colleges and universities make decisions.



Scholarships/Financial Aid

Learn about the various scholarships and financial aid available for Canada.

Featured Universities



[Click Here or](#)
Scan to Register



RICHMOND
SCHOOL DISTRICT NO. 38

Global Post-Secondary Event

8 Oct 2025 | 4:00PM - 6:00PM PT

Location:

Steveston-London Secondary
School

Address:

6600 Williams Rd
Richmond, BC V7E 1K5

Organized by: CollegeTrackr Canada



6. USA Applications

American colleges/universities mostly use the common application site:

www.commonapp.org

If you decide to apply to institutions in the US:

1. Let your counsellor know ASAP
2. Check out SAT exams for U.S. Post secondary institutes and were recommend that you book a registration date ASAP

www.collegeboard.com

3. McRoberts SAT registration # is 821311.
4. Check to see if you need references and begin to approach possible referees as they will need time to write a good letter.



7. Transcripts

For most institutions in BC students will share their transcript with the places you've applied to via the Student Transcript Service (STS). It provides electronic transmission of marks to the post-secondary institutions of your choice: www.StudentTranscripts.gov.bc.ca

How do I use STS?

1. Access the website
2. Register for a basic BCeID account. You will need your PEN.
3. Record your ID, password and the 3 password reset questions for future reference.
4. Once you set up this account, you can continue to the student transcript site, log in and order/send your transcripts to all the Post-Secondaries that you have applied to.



7. Transcripts

www.StudentTranscripts.gov.bc.ca (STS)

After you have ordered / sent transcripts these post-secondary institutions will be able to “pull” your transcript whenever they want to see it. You will *not* be required to set this up again.

Register early to ensure that the post-secondary institutions you’ve applied to, can access your mid-year and final marks in time.

Note: If you need an official paper transcript, please fill in the blue form in the front office and hand it in to, Ms. Brodie, the office administrator.



8. Scholarships

BC Excellence Scholarship - \$5,000 (55 awarded) Each school will nominate one student. See Mr. K. Li for details. www.bced.gov.bc.ca/awards

BC Achievement Scholarship - \$1,250 (3,000 awarded) Based on grade 10, 11 & 12 including elective courses. Apply through McRoberts School Scholarship –Online in March/April 2025. www.bced.gov.bc.ca/awards

Pathway to Teacher's Education Scholarship - \$5,000 (20 awarded). Must apply by mid-Feb, 2025. Application available at: www.bced.gov.bc.ca/awards

McRoberts School Scholarship Program. These Scholarships are given to *McRoberts Students only*. Many different criteria are considered, so **ALL** grade 12 students are encouraged to fill in this application. *There are 30+ different scholarships.* Applications will be online and available to students in March/April.



8. Scholarships

Where else to look? Community/Business/Athletic/etc. Associations to which you or your family belong, Parent/Your Workplace, and the post-secondary institutions to which you are applying. As well as www.studentawards.com.

Please **see Mr. K. Li (Vice-Principal)** for details regarding the scholarships that require the **school's nomination**.

Some scholarships may need a **letter of recommendation**. Please see a teacher, counsellor, administrator, coach or employer etc. for this.

For school-based staff please fill out the [form on our McRoberts website](#) under Students/Reference Letters and allow at least 2-3 weeks for a letter.



Next Steps: Suggested to do list

- Create a timeline and a to-do list for post secondary.
- Think about answering those key questions from the beginning of the session.
- Revisit and revise this list frequently.
- Get started NOW!





Thank You
