

CAPSTONE ACTION/LEARNING LOG

NAME: Siyue Jia
grow the calligraphy community in my school?

MY ESSENTIAL QUESTION: Why is it important for people to learn calligraphy and how can I

LOG #: 4 DATE: February 1st, 2025
MY PROCESS: Service Learning

HOURS SPENT WORKING ON YOUR PROJECT: 60hrs
(MINIMUM OF 6 HOURS PER LOG REQUIRED)

QUESTIONS/GOALS THAT I WILL EXPLORE BELOW
THAT WILL HELP ME START ANSWERING MY
ESSENTIAL QUESTION

(SEE YOUR FURTHER QUESTIONS/GOALS FROM THE
PREVIOUS LEARNING LOG)



RESOURCES I HAVE USED
TO ANSWER THE QUESTION(S)



| | |
|--|--|
| <p>Plan a wall display for LLC, draw out the design, and make it (write the calligraphy work in various languages that will be needed).</p> <p>Look for examples of designed calligraphy work. What kind of design will fit our market?</p> <p>With my club members, write out the calligraphy work that will be needed for both the fundraiser and the “Luck” couplets to the school staff.</p> <p>Continue to work with the club members to produce more spring couplets for the fundraiser.</p> <p>Ask a few friends to see if our products are attractive enough to be sold at the fundraiser.</p> <p>Discuss with the club and make posters together to advertise for the fundraiser.</p> <p>What other support can our club obtain from the school?</p> <p>How does the process of fundraising work?</p> <p>How do I do an announcement?</p> <p>How to distribute the couplets to all the staff in the school?</p> | <p><i>Must be properly cited. Sources could include: books, news articles, podcasts, artwork, people, songs/poetry, recorded conversations, films/documentaries, academic articles, stories, data. Use https://www.citefast.com/ or https://www.bibme.org/ for MLA, APA, or Chicago formats.</i></p> <p>Librarian, O. (2020, January 8). <i>New years display ideas</i>. Ontarian Librarian.</p> <p>https://ontarianlibrarian.com/2020/01/08/new-years-display-ideas/</p> <p>Mengmian. (2024, March 18). <i>Small bookmarks for the New Year</i>. Baidu.</p> <p>https://mbd.baidu.com/newspage/data/dtlandingsuper?nid=dt_3877865086667653842&sourceFrom=search_a</p> <p>NuoNuo. (2024, December 2). <i>Calligraphy of luck written by an elementary school’s student</i>. RedNote. http://xhslink.com/a/hj0SQPsAxf14</p> <p>Zabell, S. (2025, January 13). <i>Say “Happy New Year” in Spanish, Chinese, and 14 Other Languages</i>. Duolingo Blog. https://blog.duolingo.com/happy-new-year-translations/</p> <p><i>1)List individuals that have helped you since your last learning log and explain who they are and why you are consulting with them.</i></p> <p>Ms. Milan</p> <ul style="list-style-type: none"> - Our club's sponsor teacher - Helped us submit all the forms needed for these events and supervise us during the events. - Allows us to use her room to organize our club meetings. <p>Ms. Mainville and Ms. Stashuk</p> <ul style="list-style-type: none"> - The librarians - They supported my idea of doing a wall display for the New Year - We worked together to make the New Year display in the LLC. |
|--|--|

- The librarians also kindly supported our club with the big poster paper that we hanged on the wall during the fundraiser.

Ms. Vaughan

- She signed and agreed to our idea of organizing the fundraiser and donating the fund to Dry Grad.

Office staff and supervisors

- I asked them for help to stick our advertising poster around the school.
- We also borrowed tapes from the office to stick our big poster.

Ms. Cai

- Ms. Cai guided us with the process of dealing with raised funds.
- She provided us with the cash box and the form for donation.

All my club members

- They all worked hard for these events! All of their contributions together made our events successfully.

2) How have you addressed/incorporated the feedback from your teacher from the previous log?

I reported a lot (with pictures) on what the process of organizing those events are like in my club this month. We did three "events" this month.

WHAT HAVE I LEARNED SO FAR?



Reporting on my **LEARNING**:

1) *What have I learned so far? (REPORT ON THE QUESTIONS/GOALS FROM THE PAGE ABOVE)*

*Synthesize what you've learned from your sources/experiences to **SHOW** your learning. This is **NOT** a summary; you need to describe where you learned it from and what you think about it to show critical thinking (INCLUDE QUOTES & CITATIONS).*

Examples of critical thinking: analyze data, make inferences, examine, compare and contrast, consider different perspectives, make connections, sketch, infer, modify, develop, and collaborate in this area...

1. New year display in the library

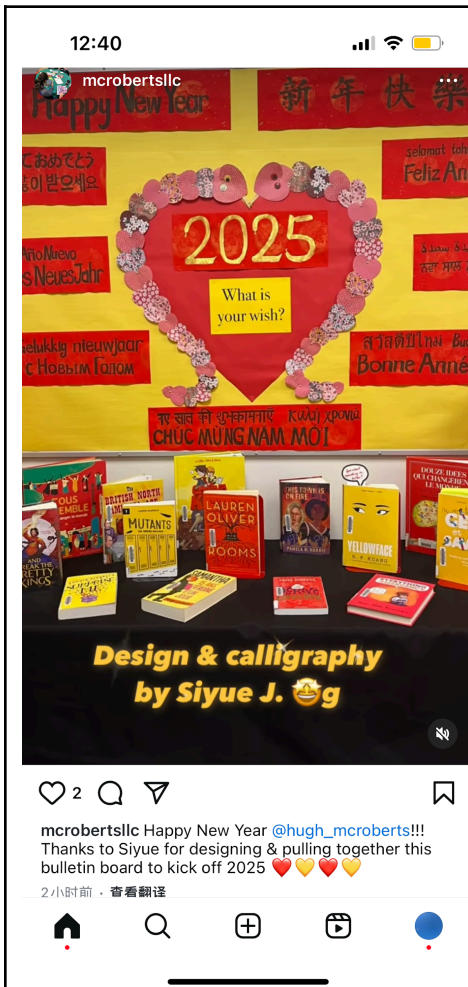
Communicate with Ms. Mainville and Ms. Stashuk to get their permission to do a wall display for the New Year.

Research for New Year library displays (Librarian, 2020):



I think this wall display looks really great with all the books around it. So I designed a wall display with the color of red and yellow to represent the New Year theme. I wrote the phrase "Happy New Year" in various languages and cut the hearts that makes up the "snakes" (since it's the year of snake) (Zabell, 2025). We hope this can represent "inclusiveness," so we try to include as much of the languages that are spoken in school as possible.

I worked with the librarians to put them on:



2. Gifting the spring couplets that represent “luck” to all staff in school.

We wrote the “luck” couplets as the sample below (NuoNuo, 2024).



What we wrote:




Communicate with Ms. Milan, Ms. Murray, and Ms. Vaughan to find the best way to distribute the couplets:

- Got the list of all staff in school from Ms. Vaughan.
- Got the suggestion from Ms. Murray to send them in the mailbox in the office, or to distribute them by ourselves.

We think that teachers may not know how to put them on if we only distribute them through the mailbox. Thus, we first distributed them as much as possible by ourselves (manage club members to gift couplets to their teachers who are teaching them or familiar with, because it's the easiest way to find and explain). If some teachers cannot be found easily, we put all the ones that were needed to be sent out in the mailbox with a small slip indicating our name and purpose:

*Seasonal Greetings from Chinese
Character Calligraphy Club:
It's a special gift for celebrating the
Lunar New Year! Spring couplets
meaning - Good Luck and Fortune!
Wish you all the best!*

Here are some examples of our couplets being hanged in staff's classrooms/on the door.



3. Organized the spring couplet fundraiser and raised \$56 (profit)

I made the poster (placed around the school)



We created an Instagram account to post pictures and meaning of our products to advertise for our fundraiser:

<https://www.instagram.com/hmsccccc?igsh=MXBwdmRtOHJzYnBsag==>

We asked Ms. Milan to sign our slip of announcement and post it to advertise too:

4:49



Jan 24 Student Notices

Jan 24, 12:23 PM • General



- The **Chinese Character Calligraphy Club** is hosting a **spring couplet fundraiser today**, celebrating the end of semester 1 and the upcoming Lunar Year! Our club is selling exquisite paper bookmarks, pendants and couplets representing special wishes for good luck, good fortune, love and good grades. You can find all the details on posters around the school. What are you waiting for? Come get an awesome New Year's blessing for your friends, family and yourself!
- Hey **Debaters!** We will be meeting **today** at lunch in 201. See you there!
- Registration is now open for the **McRoberts dragonboat team!** Scan the QR code posted around the school to sign up. Don't miss out on this great experience!
- The **McRoberts MUN Club** is hosting a **beginners Model UN conference at KPU** on Saturday, February 8th! **Registration is open until February 6th** at midnight. The sign-up link can be found on our Insta bio @mcmodelun. Our school also has a 50% discount code: R_MCROBERTS. Don't miss out on this amazing experience!
- Students attending the **Cypress mountain ski and snowboard trip**, there will be an **important meeting** in Mr. Arnold's portable, Portable 2, on **Friday, January 31st at lunch**.
- Regarding the **rugby meetings** scheduled for lunchtime in the gym today, please note that they

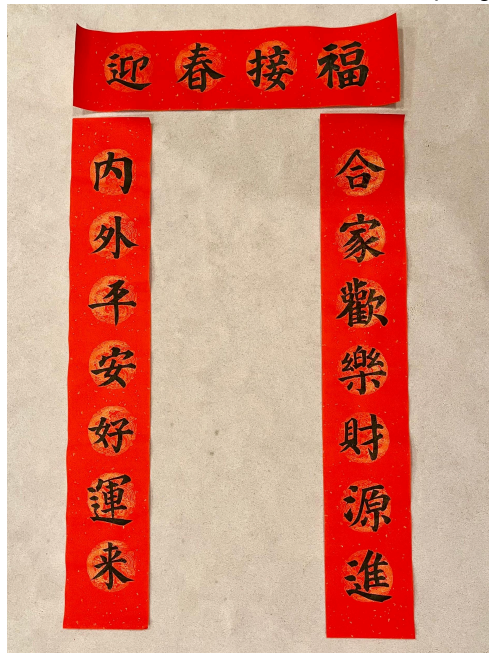
Posts restricted

We made the poster (hanged on the wall during the fundraiser) together: (with their permission to post the pictures)

- Got the paper from the library
- Collaborated with Iris to draw the poster:



- Victoria worked to write the spring couplet sets:



We also designed and wrote pendants/bookmarks/couplets (pictures are in our Instagram account).

(researched from: Mengmian, 2024).



I discovered that we can use the branches to display the pendants in a pretty way, so I brought some branches on the day of the fundraiser.



More pictures about the fundraiser:





Customized work that was ordered and designed at the fundraiser:



Prices of our products: (it looks a bit messy because I took the picture before the fundraiser started. Our club members reorganized them later).



A Summarized Guidance for the questions I met when I was following my plan:

A Club Guide: How can I start a club in school? (continued)

9. Specific Process of Organizing an Event

Fundraiser:

Our process to make the fundraiser working:

1. Communicated with Ms. Milan (sponsor teacher) to submit the request to organize the fundraiser for Ms. Vaughan's (the principle) approval (filled a form).

- We were planning to do the fundraiser before the finals' week, but then we found out that we need to submit the form of fundraiser two weeks before the fundraising date (I didn't know that before). Also, most of the dates were already taken by other clubs (the bubble tea fundraiser). At the end, we put the fundraiser on Jan 24th, which is still a pretty good date because it's right before the Lunar New Year.

2. Talked to office staff to see how we can post the posters around the school. and we got the response that the supervisors can help us do these things. which is awesome.

3. We didn't know how to make an announcement. so we asked the office staff. We learned that we can write the information that we want to put on the announcement on the slip of paper that are placed in a box in the office. So we organized the announcement and seek for Ms. Milan's help to sign it.

4. On the day of the fundraiser. communicated with the office to get tape and place the big poster on the wall for the fundraiser.

5. On the day of the fundraiser. talked to Ms. Cai to grab the cash box in the morning.

- Ms. Milan was too busy to write an email notification to Ms. Cai, so I found Ms. Milan for help first in the morning. We got the box from Ms. Milan right at lunch before the fundraiser.

6. All funds raised are donated to the Dry Grad grad (we wrote a form after the fundraiser for record).

Tips: Always reach for support from the principal, office, sponsor teacher, and librarians — people that you are working with. They are really happy to help! Make appointments and manage tasks in ADVANCE! Don't make your teacher too busy!! (Especially during report cards time).

YOUR ESSENTIAL QUESTION:

In a paragraph, use your findings from above and from past learning logs to answer your Essential Question.

I learned that by starting, growing, and developing a club, connecting with different people, and spreading calligraphy culture despite the language barrier, I can physically show and propagate the benefits of learning calligraphy, which help in growing the calligraphy community in school.

First of all, I started a club and recruited 20 members during the Clubs Day. I showed them a presentation on the beauty of the art calligraphy as well as its benefits on students' mental health in order to raise their enthusiasm and grow the club's popularity (Sarika, 2016). Then, I started growing my club by improving the calligraphy skills of my club members. I prepared Chinese calligraphy writing samples for them to imitate and learn. I also started to prepare spring couplets samples for them to learn in order to write spring couplets, bookmarks, and pendants for the fundraiser. I believe that the strong, attractive color match of spring couplets/pendants/bookmarks can earn people's favorite in school. In this way, we can practice and learn the beauty and creativity of calligraphy together. Everyone who is engaged enjoys the peaceful and calm atmosphere while writing calligraphy. Our club also developed strong cohesion because of our inclusive style — we understand that everyone starts from zero, so we never criticize others, yet discuss together for improvements. We also developed ourselves through organizing various events. For instance, during the New Year, we organized three events to celebrate with the community and enhance our popularity. We collaborated with the school library to create a wall display with various languages of "Happy New Year" written in calligraphy. This represented the diversity in our school as well as the inclusiveness of calligraphy. In addition, we gifted spring couplets representing "Luck" to all staff in school. We wished to spread luckiness and happiness in school and let everyone celebrate together. Moreover, we organized a spring couplet fundraiser to sell our self-designed, handwritten calligraphy work to raise funds for Dry Grad and contribute to our school community. Our popularity enhanced a lot through this process and more people were attracted to calligraphy. We got many customized designs during the fundraiser. We also got two new students who became interested in calligraphy and wanted to join our club.

Furthermore, I recognized the advantages of practicing Chinese calligraphy during our club meetings. Calligraphy is the art of producing artistic, harmonious handwriting using a brush or a special pen (Collinsdictionary, 2024). By engaging in the peaceful environment of calligraphy, it is a great relaxation for students to release stress from the busy and high-pressured school days (Kao, 2007). After being quiet for half an hour when we wrote calligraphy, we smiled, joked, and played with each other while we were cleaning up. Many of the club members surprisingly said that the time had passed so fast. It didn't seem to be half an hour, but only five minutes had passed. I recognized that it's the power of relaxation training (meditation) of calligraphy (Yang, 2009).

Overall, by engaging in the Chinese Character Calligraphy Club that I have created in school, I saw the benefits of calligraphy showing on the students. I can grow calligraphy and improve my community by growing the popularity of the club, organizing fundraisers to raise funds to build our school community, and letting more people experience the fun and advantages of Chinese calligraphy.

WHAT HAVE I LEARNED SO FAR?



WHAT HAVE I LEARNED SO FAR?



Reflect on the Capstone **PROCESS** that you have chosen (refer to the processes document). Think about HOW you have tried to answer the question. □Describe *what's working and what isn't working*. (If unsure, copy & paste the bullets you've been working on from the processes document here, and reflect on each one)

What's working: all the designs and planning worked well. We followed the plan and successfully raised funds to donate to dry grad

What's not working: sometimes the deadline was close and I was trying my best to finish them as soon as possible. Also, there might be parts in the middle that didn't connect well (like when we pick up the cash box), but we can always resolve them.

From the process document:

I successfully grew the calligraphy community in school. More people know and like calligraphy now (we got two new students who are interested in calligraphy and want to enroll!). I also benefited the school community by gifting couplets to hang them around the school and organizing the fundraiser to support dry grad.

We made a process and worked through it. There were things (like deadlines and dates of the fundraiser) that were not in our control. So we stayed flexible and changed our plan while things were changing.

We worked through the plan, and successfully organized the three events (or activities) mentioned in the "Learning" section. We had difficulties during the fundraiser, but we flexibly changed our strategy (prices) and attracted more people's interests to collect this amount of funds.

How do you plan on showing all your learning at Showcase?

I will display pictures and also bring some of my calligraphy work to the Showcase. I will put them on and around (like beside the poster on the desk or hang them on the wall if possible) the tri-fold poster board with short sentences describing my process (growing the club from learning log 1 to 4). I would also write some suggestions for students about the difficulties that can be avoided from my experience.

Reflecting on **SELF** □ What am I learning about myself?

How can I use this information about myself moving forward? (learning style, personality, skills, feelings, work ethic...)

See my weakness and try to find ways to improve.

How has your sense of yourself as learner changed since your first learning log (go back and see your answer on LL#1)

"As a learner, I seek all the chances to study and improve myself. I am always focused in class and I never hesitate to ask for help. If I don't understand a single question, I will always promptly ask the teacher. I do not like to procrastinate. As I get a task, I would like to finish it as soon as possible, so that I will have time to engage with my friends and family. "

Yes, I changed since my first learning log. Now sometimes I DO procrastinate because I have done too much work and my brain needs to rest. I energize myself by staying with my family. That hasn't changed. I also keep asking questions and seeking help whenever I am stuck. These habits help me go through the extensive (both academic and extracurricular) workload of semester one.

What skills or aspects of yourself will you want to highlight at Showcase?

- Love (passion) of calligraphy, Leadership (teamwork), and Like (be thankful and happy to everyone that wants to help you).
- Calligraphy skill and maybe advertise for my club (maybe sell something?)
- Effort (all you worked will pay back to you)

FURTHER QUESTIONS/GOALS I HAVE AS A RESULT OF MY WORK... (THESE QUESTIONS/GOALS SHOULD GUIDE YOUR NEXT LEARNING LOG!)

Prepare for the Capstone Showcase

Discuss with Ms. Milan to see if it is possible to do an open house before the end of this semester.

Post on our Instagram account to see if anyone else wants customized calligraphy work and investigate on how to achieve it.

Seek for opportunities to connect with the communities outside of the school (either with the school board or with local communities).

Maybe organize another fundraiser sometime this semester.

Teach other managers (who are not graduating this year) how to operate and continue to run this club next year.

NEXT STEPS:

(E.G. Create my next piece of artwork using feedback from my peers.)

(E.G. Read and take notes on 2 articles about X, Y, Z.)

Buy the trifold poster

Make the poster and other decorative/interactive items around it

Attend the Capstone Showcase

Talk to Ms. Milan about our future plan

Discuss with other club members to plan something else for this semester

ON WHAT DATE WILL I COMPLETE THIS WORK:

October 15th during PLT day

November 15th after school

After school on February 14th

Before March 6th

On March 6th

At PLT on March 12nd

At club meeting on March 20th

CAPSTONE LOG HOLISTIC RUBRIC

EXTENDING

Thinking is METACOGNITIVE

- Student Learning Log is mindfully completed.
- Demonstrates examination of the learning process, showing what learning occurred
- Includes properly documented evidence/sources
- Demonstrates that student has reconsidered what they already knew
- Provides thorough and meaningful examples of critical thinking
- Creates clear, meaningful and manageable objectives as well as a timeline for learning
- Communication is clear and coherent

PROFICIENT

Thinking is ANALYTIC

- Student Learning Log is complete.
- Demonstrates that student has applied learning to a broader context of personal and professional life.
- Includes evidence/sources
- Provides examples of critical thinking
- Creates clear and meaningful objectives as well as a timeline for learning

- Communication is clear and coherent

DEVELOPING

Thinking is DESCRIPTIVE

- Student Learning Log is simple yet complete
- Shows an understanding of how learning could be used
- Shows evidence of research; may not include documentation
- Provides some limited examples of critical thinking
- Creates simple objectives and may not have a clear timeline for learning
- Communication although flawed at times, does not impact meaning

EMERGING

Thinking is SUPERFICIAL

- Student Learning Log is incomplete
- Demonstrates acquisition of minimal new content and is limited to a description of general unfounded opinions and behaviors
- Shows no evidence to support thinking and is limited to personal, prior knowledge
- Student has not set any learning objectives and has no clear timeline for learning
- Communication is flawed and often impacts meaning

DID NOT SUBMIT

- Student did not submit this assignment for assessment.